

mamava VaRoom Owner's Manual

www.mamava.com

(802) 324-2111



hello

Mamava provides a scalable offering of lactation infrastructure and support. For over a decade, we've helped thousands of customers across industries deliver thoughtfully designed, compliant, and flexible lactation solutions.





Thank you for helping move our mission forward and making the world better for breastfeeding.

Welcome to the family.

| | |
|--|---|
| Mamava App + Smart Access Technology | 3 |
| Alternative Access Options | 5 |
| Keypad | 6 |
| Keys | 7 |
| Care + Keeping | 8 |

Mamava's Smart Access
technology enables
room access via our app.

Unlock frictionless lactation room management

-  Streamline operations with autonomous lactation room access.
-  Secure your space from unintended users.
-  Tap into the benefits of Mamava's national breastfeeding network.
-  Customize how your room is seen and discovered by Mamava app users.



Connect with a platform trusted by moms

Search + wayfinding

Find 10,000+ lactation spaces (spaces equipped with VaRoom, Mamava pods, and other vetted rooms).

Autonomous access

Unlock Mamava pods and spaces equipped with VaRoom with your phone.

Digital community

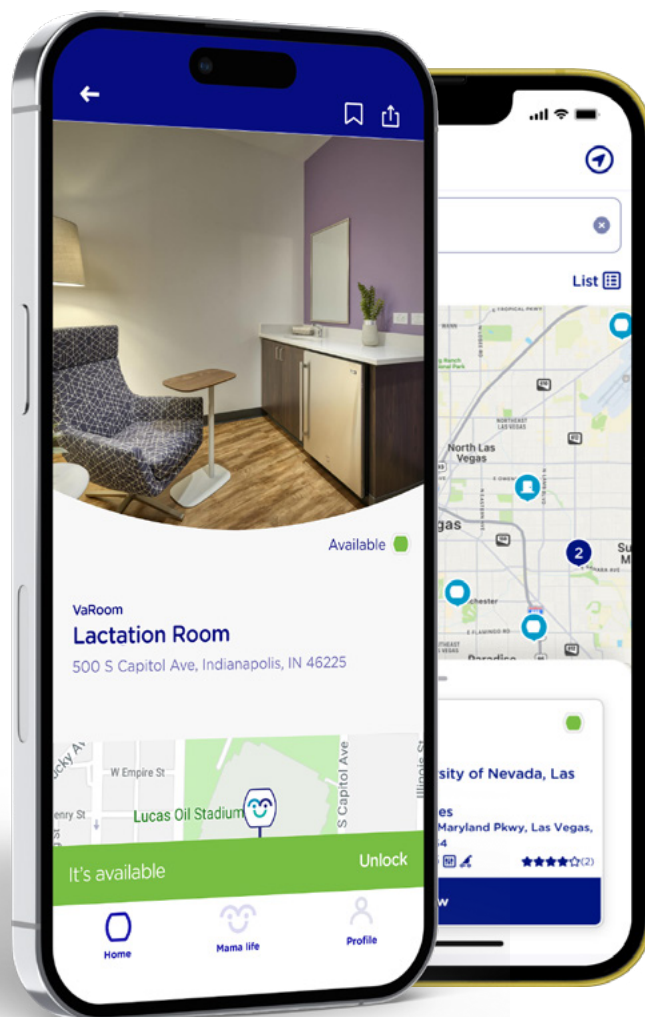
Read encouraging notes from other parents and join the conversation.

Breastfeeding resources

Access helpful resources, info about lactation laws, and more.

Troubleshooting Room Access. Make sure that:

1. The room is located where there is a **Wi-Fi** connection and/or data service is available.
2. The user's **Bluetooth** and **location services** are turned **on**.
3. Their **low power mode** is turned **off**.
4. The user is within **three feet** of the lactation room when trying to unlock.



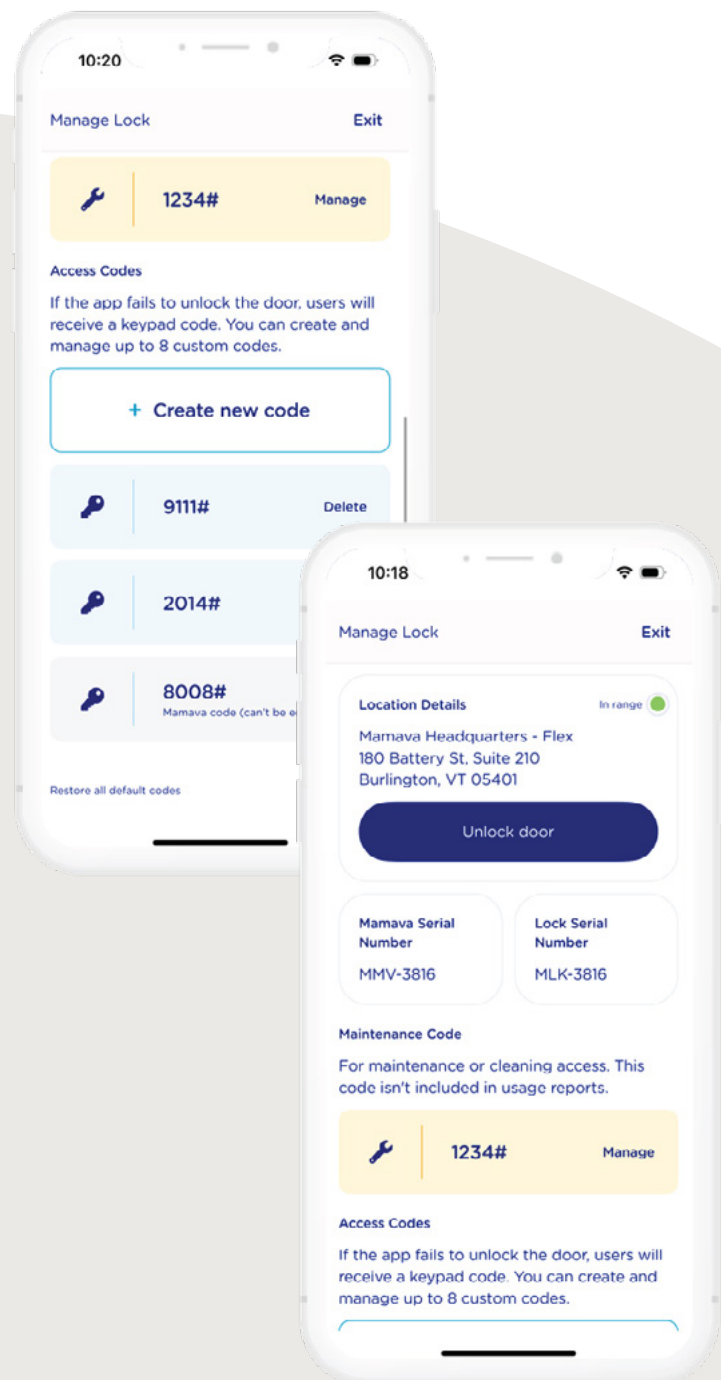
Mamava's app makes for easy access, but lactation rooms can also open with keypad codes and keys.

Keypad

Lactation rooms can be unlocked with a four-digit keypad code. Locks come preprogrammed with one fixed access code (8008#) and one default maintenance code (1234#) which can be changed as needed. (The maintenance code is excluded from quarterly usage reports). Up to eight slots remain to add custom access codes.

How to manage custom codes

- 1 Download the Mamava for Business App (in the App Store or Google Play) and create an account.
- 2 Enable Bluetooth for the app and ensure you're within range when you're standing outside the Mamava VaRoom lactation room. A green circle at the top of your screen indicates you're in range. If it's red, move closer or try again.
- 3 Locate the lock serial number on the key tag provided by Mamava or inside the lock plate.
- 4 Input the serial number in the "Enter Serial Number" field, this will take you to the "Manage Lock" screen.
- 5 Once on the "Manage Lock" screen, you can change your maintenance code and add or delete custom access codes.
- 6 To add a new custom access code, select "Create new code," enter a new four-digit numerical code, and tap "Save."
- 7 To delete custom access codes, tap "Delete" and confirm the action.



Keys

Mamava VaRoom kits come with keys for other access options or service visits. Store keys in a safe place.

Lock keys (2)

To access the keyhole, press down on the right side of the oval cover plate with the word “Port” on the top of the lock and remove it.

Emergency deadbolt keys (1)

Insert the emergency deadbolt key into the center hole of the occupancy indicator dial and turn to “VACANT. Enter your code or 8008# to open the door.



Lost keys?

If you lose both sets of keys and **need to change the lock battery:**

Use the micro USB cable (a generic cable included with VaRoom lockset or available in stores) to provide temporary power to open the lock.

Note: This won't charge the lock as the provided batteries are not rechargeable.



Cable (supplied by Mamava)

External battery (supplied by VaRoom owner)

Breastfeeding parents will appreciate this comfortable, private space for pumping and nursing. Especially if it's clean.

Best Practices for Lactation Rooms

Providing a lactation room ensures that breastfeeding parents have a dedicated space to express milk. To create a functional, comfortable space that helps them feel supported, follow this checklist.

Necessary

- Ensure cleaning staff has access to the room (1234#), and that it's cleaned on a regular basis (like bathrooms) so the space feels relaxing. Disinfect door handles, seating, and all surfaces.
- Consider the furnishings—provide a comfortable place to sit (that supports the forward position conducive to pumping) and a table or surface near an outlet for a breast pump. Avoid fabric and other hard-to-clean surfaces. If the room is not intended for multi-user pumping sessions, a single place to sit can help discourage other uses of the room.
- For multi-user rooms, make sure that each individual area has everything a parent needs (e.g. chair, outlet, etc.) and there's a privacy screen or curtain between each set-up.
- Provide a clock, waste basket, and adjustable lighting.
- Post clear signage in your facility so breastfeeding parents can easily find lactation rooms. Find templates in [Mamava's Help Center](#).
- Replace the VaRoom lockset batteries once a year. The lock will alert you once the battery is low. To quickly power the lock, use the micro USB cable.

Nice to have

- Stock the room with helpful supplies like sanitizing wipes (for breast pump parts) and hand sanitizer.
- Hang a bulletin board or white board so parents can share encouraging notes or photos of their babies.
- Add a mirror so parents can check their clothes before they leave.



Employers can also provide:

- A multi-use hospital-grade pump so employees only need to bring their personal pump parts.
- Access to a refrigerator nearby (for storing breast milk) and a microwave (for sterilizing pump parts).
- Lockers for storage of pump parts and personal belongings.

Software Agreement

License Agreement for Mamava Embedded Software Important – please read carefully. This license governs your use of any software embedded or installed in any Mamava equipment (the “equipment”) that is sold or leased to you by Mamava or any third party, excluding any software that is otherwise licensed to you by a separate written agreement between you and Mamava or another third party (any software as delineated in this paragraph, the “software”) .

By activating or otherwise using the equipment you are accepting and agreeing to the terms of this license with respect to the software that has been pre-installed on the equipment.

You expressly acknowledge and agree that the software may interface via a cellular data connection, at no additional cost to you, with Mamava’s servers, web site and/or certain mobile applications installed on mobile devices. You agree to be bound by and subject to all published terms and conditions associated with Mamava’s web site and/or any related mobile application used by you or any third-parties that you allow to use the equipment.

You acknowledge and agree that the software may collect and transmit equipment usage data to Mamava. Any data electronically collected by Mamava in connection with the software and/or your use of the equipment shall belong solely to Mamava, and you hereby assign to Mamava any right, title or interest that you may acquire in such information. Mamava’s privacy policy — which can be found at <https://www.Mamava.Com/privacy-policy> — details the information that Mamava collects and what it may do with that information. Mamava’s privacy policy is subject to change from time-to-time at the sole discretion of Mamava.

Subject to your compliance with the terms of this license agreement, Mamava hereby grants to you a limited, non-exclusive license to use the software in machine-readable, object code form solely in connection with the use of the equipment in accordance with terms of this Owner’s Manual. The software may be used only on the equipment in which it was initially installed. You agree that you will not assign, sublicense, transfer, pledge, lease, rent, or share your rights under this license agreement, except that you may permanently transfer all of your rights under this license agreement in connection with the sale or transfer of the equipment, provided that any resulting transferee of the equipment agrees to adhere to the terms this license agreement. You acknowledge and agree that the software is proprietary to Mamava, or its affiliates or licensors and is protected under copyright law, trade secret law and laws governing confidential information.

You acknowledge and agree that all associated intellectual property rights in the software shall remain with Mamava, its affiliates and their licensors. This license does not convey to you title or interest in or to the software. Mamava and its affiliates reserve all worldwide rights not expressly granted under this agreement.

You agree not to reverse engineer, decompile, translate, adapt or disassemble the software, nor shall you attempt to create the source code from the object code for the software. You agree not to hack into, interfere with or try to connect with the equipment’s cellular data connection. You agree that Mamava may, but shall have no obligation to update the software from time-to-time via the equipment’s cellular data connection.

While Mamava has the right to automatically modify, update, or upgrade (in any such instance, “update”) the software at any time, Mamava has absolutely no obligation to provide updates to the software, except as otherwise expressly agreed in writing via a separate agreement between you and Mamava. If and to the extent that Mamava provides any automatic updates, you consent to such automatic updates and agree that the terms and conditions of this license agreement will apply to all such Updates.

YOU AGREE THAT THE SOFTWARE IS PROVIDED “AS IS” AND MAMAVA MAKES NO REPRESENTATIONS OR WARRANTIES REGARDING THE SOFTWARE, INCLUDING, BUT NOT LIMITED TO, REPRESENTATIONS OR WARRANTIES THAT THE SOFTWARE IS FREE FROM ERRORS OR DEFECTS. IN NO EVENT SHALL MAMAVA OR ITS OFFICERS, DIRECTORS, EMPLOYEES, AGENTS, AFFILIATES, OR SUBCONTRACTORS, BE LIABLE FOR ANY SPECIAL, INDIRECT, CONSEQUENTIAL, OR PUNITIVE DAMAGES OF ANY KIND, INCLUDING LOSS OR DAMAGE CAUSED BY THE SOFTWARE.